

PB01 快速指南

www.flyingvoice.cn

1 产品简介

飞音时代有线紧急手按按钮, 专为紧急呼叫场景而设计, 拥有 USB 2.0接口, 可插入飞音 IP 话机使用, 适用于 P20/P20P/P20G/P21/P21P/P22P/P22G/P23G/P23GW 话机。可在紧急情况下, 一键静默呼叫, 保证通话求助者的安全, 适用于银行柜台、金融中心客服等场所。

2 包装清单

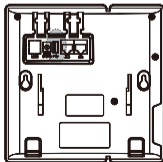


PB01



用户快速指南

3 安装演示



4 功能配置

4.1 插入USB 紧急按钮

话机上电联网后, 插入PB01, 话机UI会提示“USB设备已连接”。

如右图所示。



4.2 配置紧急呼叫

a. 通过话机UI设置紧急速拨设置

Step1. 在话机上进入 菜单, 选择 功能 > 呼叫器

Step2. 选择“紧急按钮速拨设置”, 选择 静默/速拨模式

Step3. 在值中, 填写紧急速拨号码

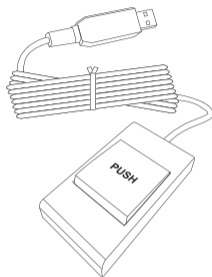
TIPS: 静默模式下, 触发紧急速拨后话机将处于主页无法操作状态。



Note: 您需要检查Line 是否注册成功或分机号是否处于同一服务器上。

模式	描述
禁用	禁用按钮, 按钮按下后无功能。
速拨	启用速拨模式, 按下按钮后自动呼叫对方号码。
静默	启用静默模式, 按钮按下后, 话机后台自动拨打速拨号码 (无拨号界面), 屏幕处于主页界面, 期间话机处于主页无法进行任何操作, 本地无法接听对端说话声, 而对端可以听到本地说话声音。

更多信息请访问: www.flyingvoice.cn



PB01 Quick Guide

1 Product Introduction

Flyingvoice PB01 USB Panic Hand-Push Button, designed for emergency call scenarios, has a USB interface and can be plugged into Flyingvoice IP Phones for use with P20/ P20P/ P20G/ P21/ P21P/ P22P/ P22G/ P23G/P23GW Phones. It can be used in emergencies, one-key silent call, to ensure the safety of the caller for help, applicable to bank counters, financial centers customer service and other places.

2 Packaging List

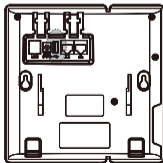


PB01



Quick Guide

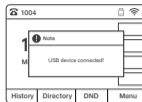
3 Installation



4 Function Configuration

4.1 Plug in USB Panic Button

After the phone is powered up and networked, insert the PB01 and the phone UI will prompt that "USB device connected". As shown in the figure on the right.




4.2 Configure Emergency SpeedDial

a. Emergency SpeedDial via Phone UI settings
Step1. On your Phone, enter the Menu, select **Features > Beeper.**

Step2. Select "Emergency Call Speed Dial Setting", and select Silent/ SpeedDial Mode.

Step3. In the value, Enter the emergency speed dial number.

TIPS: In silent mode, the phone will be in the homepage inoperative state after emergency speed dialing is triggered.



Note: You need to check if Line is registered successfully or if the extensions are under the same server.

Mode	Description
Disable	Disable button, no function when button is pressed.
SpeedDial	Enable SpeedDial mode to automatically call the other party's number after the button is pressed.
Silent	Enable Silent mode. After the button is pressed, the background of the phone automatically dials the speed dial number (no dialing interface), the screen is in the home screen, during which the phone is in the home screen and can't do any operation, the local can't answer the voice of the other end, while the other end can hear the voice of the local voice.